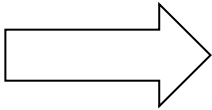
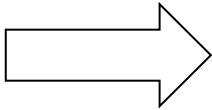


Vowels

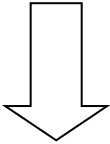
lips flat
tongue forward



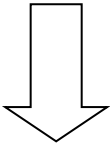
lips round
tongue back | | lips flat
 tongue forward



lips round
tongue back



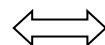
i: <u>E</u> me	I i it	ʊ ʊ put	u: <u>oo</u> too		ɪə <u>ear</u> ear	eɪ <u>A</u> ate	<div>Learn English</div> <p>Ian Stanford BEd ian@learnenglish.net.au www.learnenglish.net.au</p> <p>ju: <u>U</u>you</p>
e <u>e</u> egg	ə ə əb <u>o</u> ut	ɜ: <u>er</u> her	ɔ: <u>or</u> port		ʊə <u>ure</u> pure	ɔɪ <u>oy</u> boy	əʊ <u>O</u> boat
æ <u>a</u> apple	ʌ u cut	ɑ: <u>ar</u> car	ɒ o orange		eə <u>air</u> airport	aɪ <u>I</u> ice	ɑʊ <u>ow</u> cow



jaw open

Consonants

Mouth place your hand in front of your mouth and feel the air



Throat place your thumb and fingers around your throat and feel the sound

<p>p</p> <p>p ↔ b</p> <p>pat bat</p>	<p>t</p> <p>t ↔ d</p> <p>ten den</p>	<p>tʃ</p> <p>ch ↔ j</p> <p>church judge</p>	<p>dʒ</p> <p>k ↔ g</p> <p>cot got</p>				
<p>f</p> <p>f ↔ v</p> <p>five very</p>	<p>θ</p> <p>th ↔ TH</p> <p>thin that</p>	<p>s</p> <p>s ↔ z</p> <p>size zoo</p>	<p>ʃ</p> <p>sh ↔ zh</p> <p>sure pleasure</p>				
<p>m</p> <p>m</p> <p>man</p>	<p>n</p> <p>n</p> <p>name</p>	<p>ŋ</p> <p>ng</p> <p>sing</p>	<p>h</p> <p>h</p> <p>hotel</p>	<p>l</p> <p>l</p> <p>live</p>	<p>r</p> <p>r</p> <p>road</p>	<p>w</p> <p>w</p> <p>window</p>	<p>j</p> <p>y</p> <p>yellow</p>

Learn English

Ian Stanford BEd

ian@learnenglish.net.au
www.learnenglish.net.au

+61 43 136 4136

Pronounce

q

as

kw

Pronounce

x

as

ks

Based on Adrian Underhill's British English Phonemic Chart

Consonant sounds



Ian Stanford BEd
ian@learnenglish.net.au
www.learnenglish.net.au
 +61 431364136


Mouth – put your hand in front of your mouth and you should feel air blowing on it when you make the sound.
Throat – put your thumb and fingers around your throat and you should feel the sound being made.

The tongue and lip positions are exactly the same for the mouth and throat sounds. Position your hands as above and alternate between the two sounds and feel and hear the difference. Magic will happen! You can do it.



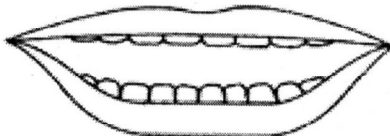
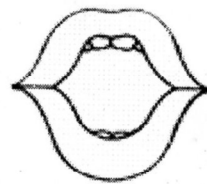
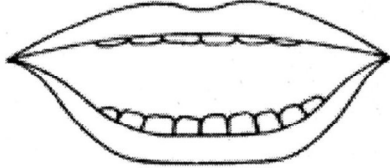

mouth	throat	How to make the sound
p	b	Both lips come together and blow for p and pop apart for b .
t	d	The tip of the tongue is behind and pushed against the top of the upper teeth, then the tongue suddenly pops away from the teeth. Blow air for t but not for d .
ch tʃ	j dʒ	The tongue touches the roof of the mouth lightly behind the top teeth, then you pull it back. Blow air for ch tʃ but not for j dʒ .
k	g	Open your mouth so that the tongue rises at the back of the mouth then suddenly pop the tongue forward and lower the jaw. Blow air for k but simply make a sound for g .
f	v	The upper teeth come down over the lower lip. Blow air for the f sound. For the v sound you pop the lips apart and lower the jaw to make the sound.
th θ	TH ð	The tip of the tongue fits between the upper and lower teeth which are open slightly. Blow air for the θ sound. For the ð sound you pop the lips apart to make the sound.
s	z	Now take the tongue back a little and smile. Blow air for the s sound and vibrate the sound for the z sound.
sh ʃ	zh ʒ	Now stop smiling and make your lips round. Blow air for the sh ʃ sound and vibrate the sound for the z ʒ sound.
m	Bring the lips together and make a sound that vibrates through your nose and throughout your mouth.	
n	The tip of the tongue is behind and pushed against the top of the upper teeth. The sound comes through the nose and vibrates throughout your mouth.	
ng ŋ	Open your mouth so that the tongue rises at the back of the mouth. The sound comes from the back of your mouth and vibrates through the nose and the back of the mouth.	
h	Open your mouth and blow air from the back of your mouth.	
l	The tip of the tongue is behind and pushed against the top of the upper teeth. The sound vibrates from your throat.	
r	The tip of the tongue does not touch anywhere in the mouth. The sound vibrates from the throat.	
w	Bring your lips together and make them round. Now blow and bring your lips back to their natural position suddenly.	
y j	The tip of the tongue is behind and pushed against the bottom of the lower teeth. The sound comes from the throat as you close your jaw.	

Vowels

tongue and sound forward



tongue and sound back

E i: me 	i I it 	ʊ ʊ put 	oo u: too 
e e egg 	ə ə about 	er ɜ: her 	or ɔ: port 
a æ apple 	ʊ ʌ cut 	ar ɑ: car 	o ɒ orange 

L
E
A
R
N

E
N
G
L
I
S
H
lan
Stan
ford
BEd
ians
506
4@g
mail.
com